



12 Feet

5 Feet

Curb-to-Curb 17 feet
38 mph running speeds

Natomas, Sacramento, California



What fire administrators often fear



What Fire administrators should accept

Both streets are 28 feet wide (Yield Streets)

Petaluma, California







11 Feet

10 Feet

11 Feet

*Mill Valley,
Washington*










Bike lanes provide places for motorists to pull over.

Widths of 5-7 feet are effective

Chico, California







Federal Blvd,
Denver, Colorado



Bellevue, Washington



186th S.E. Bellevue, Washington



Bellevue, Washington



Bellevue, Washington



Bellevue, Washington



Sammamish, Washington

25 -- 35 mph Design

-- With these dimensions most motorists feel comfortable traveling at or below 35 mph.


Speeding is reduced with these dimensions.

Sidewalk attached to curb
Minimum width 6 feet, with 7-8 feet preferred. When next to retaining wall minimum width is 8 feet.

Median Varies
6-8 feet preferred to allow for landscaping, maintenance and adequate pedestrian storage in crossings



Ten Feet



Six Feet

Bike Ramp

Ten Inch Line
8-10" line is used
Preference is 10 inches
Thermoplastic or other low maintenance line

Bike Lane Six Feet
Critical curb-to-curb dimension. Without six feet in bike lane many functions fail, such as having space for cars to pull into to let emergency response teams get by

Trees to form tall vertical wall
Trees are spaced 30-35 feet apart
Can be placed close to curb only when bike lanes or on-street parking create extra border width from moving vehicles

Sidewalk Five Feet
increased to eight feet near schools

4-8 Feet
Preference is 6 feet with trees set back four feet from the curb



University Place,
Washington



← 10 Feet →

University Place,
Washington



University Place,
Washington



Martin Luther King, Pensacola, Florida



New Hope, Seattle, Washington



27 Feet

New Hope, Seattle, Washington

Healthy streets provide the best opportunity to sustain property value (traffic calmed neighborhoods increase property values), which increases tax base to sustain high quality government services, including emergency response.



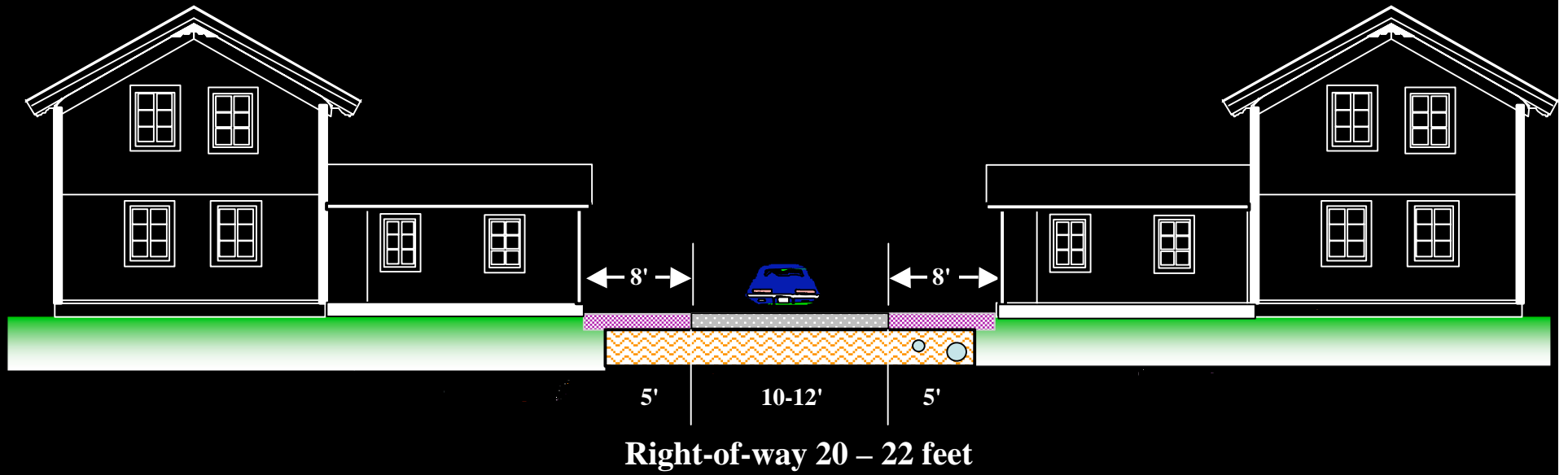


Speeds: 20-22 mph
Value Same homes

28-32 mph
\$5-15K less

Suisun City, California

ALLEY







Corner radii are tight, but mountable



**Too
Narrow**



Too Wide



